



Research Letters - Rewilding South American Landscapes

Rewilding defaunated Atlantic Forests with tortoises to restore lost seed dispersal functions



Thadeu Sobral-Souza^{a,b,*}, Laís Lautenschlager^a, Thais Queiroz Morcatty^{c,d}, Carolina Bello^a, Dennis Hansen^e, Mauro Galetti^a

^a Instituto de Biociências, Departamento de Ecologia, Universidade Estadual Paulista (UNESP), 13506-900 Rio Claro, São Paulo, Brazil

^b Department of Education, Biological Science Course, Universidade Metropolitana de Santos (UNIMES), Santos, São Paulo, Brazil

^c Wildlife Conservation Society – Brazil, 69067-005 Manaus, Amazonas, Brazil

^d Programa de Pós-Graduação em Ecologia, Instituto Nacional de Pesquisas da Amazônia (INPA), 69011-970 Manaus, Amazonas, Brazil

^e Zoological Museum & Department of Evolutionary Biology and Environmental Studies, University of Zurich, Zurich, Switzerland

ARTICLE INFO

Article history:

Received 23 May 2017

Accepted 23 August 2017

Available online 28 September 2017

Keywords:

Rewilding

Atlantic Forest

Tortoises

Niche modeling

Defaunation

Seed dispersion

ABSTRACT

The extinction of frugivores has been considered one of the main drivers of the disruption of important ecological processes, such as seed dispersal. Many defaunated forests are too small to restore function by reintroducing large frugivores, such as tapirs or Ateline monkeys, and the long-term fate of large-seeded plants in these areas is uncertain. However, such small fragments still host many species and play relevant ecosystem services. Here, we explore the use of two tortoise species, the red-footed tortoise (*Chelonoidis carbonarius*) and the yellow-footed tortoise (*Chelonoidis denticulatus*), as ecological substitutes for locally extinct large seed dispersers in small forest patches in the Brazilian Atlantic Forest. We employed prior knowledge on the known occurrences of *Chelonoidis* species and used ecological niche modeling (ENM) to identify forest patches for tortoise rewilding. Based on habitat suitability, food availability and conservation co-benefits, we further refined our analysis and identified that the more suitable areas for tortoise reintroduction are forest patches of northern Atlantic Forest, areas with high defaunation intensity. Giant tortoises have been used to restore lost ecological services in island ecosystems. We argue that reintroducing relatively smaller tortoises is an easy-to-use/control conservation measure that could be employed to partially substitute the seed dispersal services of extinct large disperser species, mitigating the negative cascading effects of defaunation on reducing plant diversity.

© 2017 Associação Brasileira de Ciência Ecológica e Conservação. Published by Elsevier Editora Ltda. This is an open access article under the CC BY-NC-ND license (<http://creativecommons.org/licenses/by-nc-nd/4.0/>).

Introduction

Tropical ecosystems are facing fast deforestation and defaunation rates (Dirzo et al., 2014). For instance, large tracts of forests and savannas in Brazil are being converted into agricultural and pasture lands, thereby threatening many wild populations and endemic species (Laurance et al., 2014). Fragmentation leaves behind an archipelago of small patches that can hardly sustain viable populations of large-bodied forest-dwelling species (Turner, 1996). The extinction of large vertebrates can trigger cascading effects of important ecosystem services such as carbon storage (Bello et al., 2015). Because many forest patches are deemed too small to maintain relatively high levels of biodiversity in the long term, the value

of these areas for conservation has mostly been neglected (Laurance et al., 1997). However, even though such forest patches cannot harbor large vertebrates, they contain important components of biodiversity, particularly tree species (Tabarelli et al., 2005; Gardner et al., 2007; Farah et al., 2017). Consequently, the long-term fate of the populations of plants that rely on large seed dispersers is uncertain (Cordeiro and Howe, 2003; Galetti et al., 2013).

Rewilding—introducing ecologically similar species to perform ecosystem functions analogous to those of extinct species—is being increasingly used in both temperate and tropical ecosystems as a strategy to restore functionality in heavily degraded ecosystems (Svenning et al., 2016). A notable example of a highly fragmented environment that could benefit from rewilding programs is the Brazilian Atlantic Forest, which although figuring as a biodiversity hotspot, has been under great overexploitation and intense urbanization since Brazil's colonization (Ribeiro et al., 2009). Given that a significant part of Atlantic Forest remnants does not support

* Corresponding author.

E-mail address: thadeusobral@gmail.com (T. Sobral-Souza).

large-sized species (Morcatty et al., 2013), small/medium-sized species, once efficient dispersers, present the best alternative to restore and maintain the biome's ecological functions.

Tortoises (Family Testudinidae) have been used to restore seed dispersal and herbivory functions in island ecosystems due to their generalist diet and fruit-based preferences and their capacity of ingesting large quantities of relatively large fruits and seeds (Hansen et al., 2010, 2008; Griffiths et al., 2011). Moreover, there is mounting evidence that tortoises are important seed dispersers and can disperse large-seeded plants in their natural ecosystems (Strong and Fragoso, 2006; Jerzolimski et al., 2009). The current absence of tortoise in several Atlantic Forest remnants is probably consequence of the historical hunting combined to fast landscape conversion (Wang et al., 2011). Tortoises are still highly appreciated as food and for pet purposes in the Amazon (Morcatty and Valsecchi, 2015a,b), but there are no recent records of intense hunting of tortoises in Atlantic Forest remnants.

Here, we explore the use of two tortoise species, the red-footed tortoise (*Chelonoidis carbonarius*), and the yellow-footed tortoise (*Chelonoidis denticulatus*), as ecological analogs for large seed dispersers in small remnants of Brazilian Atlantic Forests that cannot support large frugivores. We employed prior knowledge on the known occurrences, and habitat preferences of both *Chelonoidis* species, forest food availability and ecological niche modeling to calculate a feasibility index and propose sites for tortoise rewilding.

Methods and study site

The Atlantic Forest (AF) of South America was once one of the largest tropical and subtropical forests in the world, originally covering around 150 million hectares along the Brazilian coast and part of Paraguay and Argentina (Ribeiro et al., 2009). Currently, 100 million people live in the AF domain and the anthropogenic impacts have transformed its natural landscape and strongly decreased its biodiversity (Laurance et al., 2009). The industrialization and agricultural expansion are considered to be the main causes of AF landscape fragmentation (Scarano and Ceotto, 2015). Currently, the AF covers <12% of its original area, mostly comprising fragmented and disconnected patches of <50 ha (Ribeiro et al., 2009). Nonetheless, the remaining AF hosts a larger number of endemic species and is considered one of the five major hotspots for conservation in the world (Myers et al., 2000; Visconti et al., 2011).

Two species of tortoise occur in the AF, the red-footed tortoise (*C. carbonarius*) and the yellow-footed tortoise (*C. denticulatus*) (Fig. 1). Tortoises are popular hunting targets since they can be easily captured and kept alive for a long time. Thus, they have probably been used as food by humans for millennia. These species are known to rapidly disappear in overhunted areas (Peres and Nascimento, 2006), and it is likely that many tortoise populations went extinct in the AF after the Europeans arrived and occupied the Brazilian coast (Dean, 1996). Today, the conservation status of both tortoise species should be considered as critical in the AF, although many populations of both species still occur in the Amazon and the Cerrado (Fig. 1).

Ecological niche models

Ecological niche model (ENM) estimates associations between environmental variables and known species occurrences to infer the conditions under which the populations of a species can survive and then plot suitability values in areas where the species' occurrence is unknown (Franklin, 2009; Peterson et al., 2011).

We collected information on the occurrence of *C. carbonarius* and *C. denticulatus* in South America using four different methods: personal observations, online databases (GBIF – Global Biodiversity

Information Facility; MCZBASE – The Database of the Zoological Collections, and records in iNaturalist and VertNet), news websites, thesis, academic papers, and management plans for protected areas. We only used information that contained locality or geographic positions, the observer name and the date (month or year) of the records. In total, we found 76 and 94 occurrence points for *C. denticulatus* and *C. carbonarius*, respectively (Fig. 1). After the search, we filtered these points to obtain a unique occurrence in each cell, using a grid of cells with 2.5 arc-minutes resolution (~4.5 km × 4.5 km at the Equator). We used this cell size because all climate layers used in our study were available in this resolution and embraced all known occurrence points of these tortoise species.

We used the entire South American continent as a background for our modeling because we considered this region as being open/available to dispersal for our two studies in historical time and all known occurrence points are in this area, two crucial criteria for background selection (Barve et al., 2011). To characterize the environmental aspects of the background region, we downloaded all 19 bioclimatic variables available in the *WorldClim* database (www.worldclim.org; Hijmans et al., 2005). These variables are derived from temperature and precipitation data, and are thus likely to be correlated among them. To decrease the correlation rate, we performed a factorial analysis on the 19 the bioclimatic variables to select variables with low multicollinearity, using *Varimax* rotation (similar to the method used by Sobral-Souza et al., 2015). In the end, five variables remained: Annual Mean Temperature, Mean Diurnal Range, Isothermality, Precipitation of Wettest Quarter and Precipitation of Driest Quarter, which together explained 92% of background climate variation within our 2.5 arc-minutes cell size.

Currently, there are many different algorithms available to predict species distribution and the combined use of several of these algorithms is generally thought to increase the reliability of models by considering a wide range of distributional patterns (Barry and Elith, 2006; Araújo and New, 2007; Diniz-Filho et al., 2009). In this sense, we used five algorithms based on different modeling methods. The first three were presence-only methods: envelope score – Bioclim (Nix, 1986), and two distance methods – Mahalanobis Distance (Farber and Kadmon, 2003) and Domain (Gower distance; Carpenter et al., 1993). The last two were machine-learning methods based on presence-background records: Support Vector Machines (SVM) (Tax and Duin, 2004) and Maximum Entropy – MaxEnt (Phillips and Dudik, 2008). The algorithms were built in “dismo” and in “kernlab” R-packages (Karatzoglou et al., 2004; Hijmans et al., 2015).

We partitioned the occurrence points into two subsets, 75% and 25% for training and evaluate the models, respectively. As the training and testing points are subsets of the same occurrence points, we randomized the two subsets 20 times to minimize the spatial structure between the training and testing datasets, thus providing less biased evaluations. In this way, we built 20 models with each of the five algorithms, totaling of 100 models (20 times × 5 algorithms) for each tortoise species. Based on recommendations by Liu et al. (2013, 2016) about which threshold to use when presence-only data are available in niche modeling analysis, we used the maximum sensitivity and specificity threshold to transform the continuous maps into binary maps. With this threshold we evaluated the models using the True Skill Statistic (TSS) value, which ranges from –1 to 1. Negative or near-to-zero values indicate that predictions are not different from a randomly generated model, whereas predictions with values closer to 1 are considered to be excellent (Allouche et al., 2006).

To predict the final maps, we followed the ensemble forecast proposed by Araújo and New (2007). For this, we concatenated the 20 binary maps belonging to the same algorithm and obtained the final consensus map by computing frequencies from all algorithms.



Fig. 1. Occurrence points of *C. denticulatus* (red points) and *C. carbonarius* (blue points) in South America. These occurrence points were used in the ecological niche modeling, except four sites in southern Brazil where tortoise species were rewilded.

The final map's cell values show the standardized frequencies of predicted presences combining all generated models.

Species consumed by tortoises

We performed an exhaustive literature review to compile a list of fruit species eaten by *C. denticulatus* and *C. carbonarius*. Because there is no study on seed dispersal by tortoise in the Atlantic forest (Bello et al., 2017), we used information from other biomes (Moskovits and Bjorndal, 1990; Strong and Fragoso, 2006; Jerolimski et al., 2009; Donatti et al., 2011; Wang et al., 2011) to assess the role of tortoises as potential dispersers of large seeds. In addition, we included data from experiments performed by two authors of this study (L. Lautenschlager and M. Galetti, unpublished data, 2016), who assessed the potential role of tortoises in forests regeneration by evaluating the seed dispersal of fruits offered to *C. carbonarius* individuals in captivity.

We also identified the closest relatives in the AF of plant species that are known to be dispersed species by tortoise in other biomes. We then consulted the database from REFLORA (specifically *Flora do Brasil, 2020* – Jardim Botânico do Rio de Janeiro, 2008), the IUCN Red List of Threatened Species (IUCN, 2014) and Red List of Brazil's Flora (MMA, 2008) to obtain information on the occurrence and the threat category of these plant species (Table S1).

Selection of areas for tortoise rewilding

We modeled and ranked the feasibility of each area for successful reintroduction. The feasibility index was computed by averaging three factors: (i) environmental suitability (ES), (ii) food availability (FA) (density of fruiting trees) and (iii) conservation co-benefits for endangered plant species (CB).

To predict the environmental suitability (ES) of the two *Chelonoidis* species in the AF, we cropped the suitability values of

models generated by ENMs for South America to AF remnants only (Ribeiro et al., 2009). Thus, we obtained the suitability values for each tortoise species in each forest patch.

To assess food availability (FA) for tortoise species, we analyzed 84 forest patches where we had information on tree composition and density (de Lima et al., 2015). Then, we counted the number of phylogenetically closest species potentially consumed by the tortoises and their abundance over one hectare. We standardized the values between 0 and 1 and assigned 0.5 as a weighted value for each component.

To account for the conservation co-benefits (CB), we counted the number of phylogenetically closest species potentially consumed by tortoises that are threatened with extinction and the abundance of those species. We standardized the values between 0 and 1 and assigned 0.5 as a weighted value for each component.

Finally, we calculated the feasibility values for all 84 fragments and compared them with the defaunation map proposed by Jorge et al. (2013). The authors used ENMs approaches to identify the potential distribution of four surrogate mammal species (jaguar, woolly monkey, tapir and white-lipped peccary) in Atlantic Forest remnants to generate a richness map. Areas with higher richness for surrogate mammals were considered less defaunated and areas with lower richness were considered highly defaunated. In these areas the rewilding process is considered priority. We suggest that the resulting selection of forest patches have the greatest likelihood to maximize the functional resurrection of ecological functions that could be provided by the two tortoise species.

Results

Ecological niche models

The ENMs show different distribution patterns for the two tortoise species. The models for *C. denticulatus* identified suitable areas

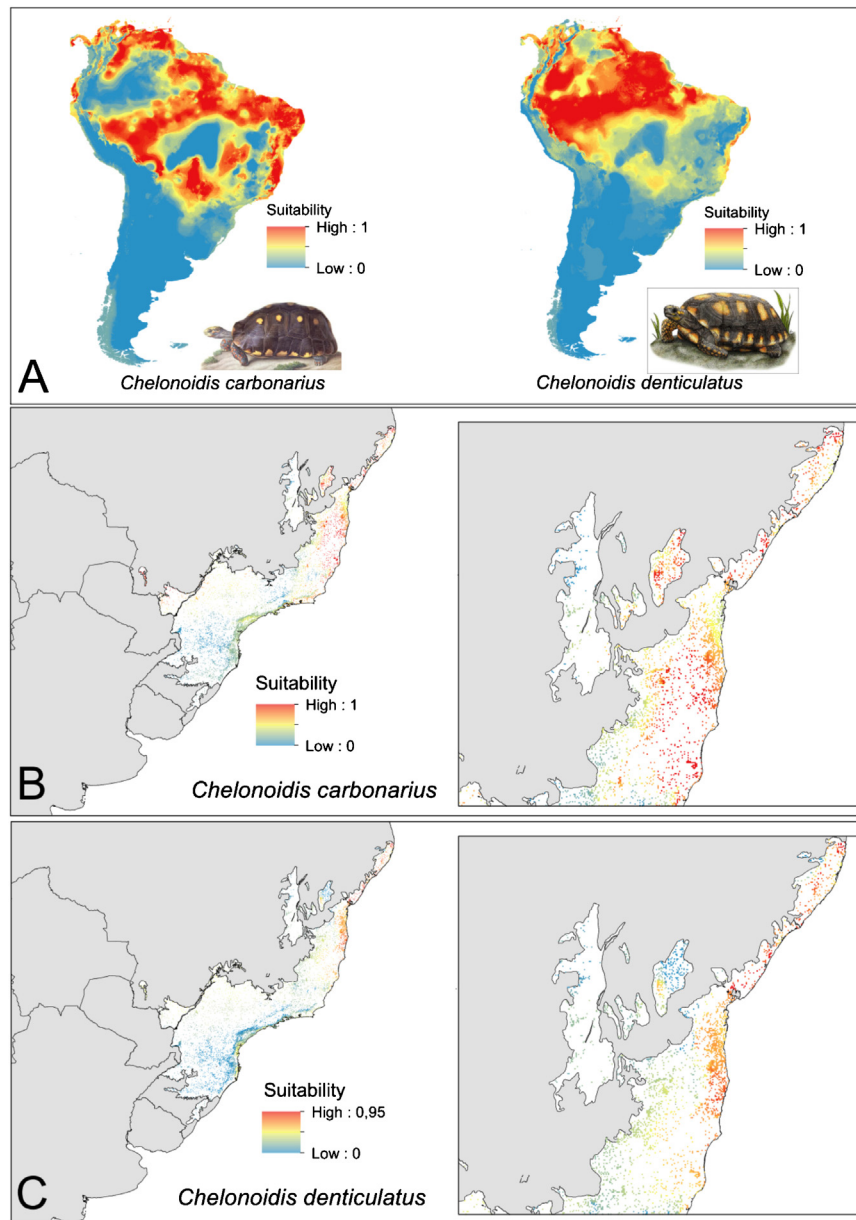


Fig. 2. Tortoise species distribution patterns. (A) Distribution predictions across the South American continent. (B) Suitability of Atlantic Forest remnants for *C. carbonarius*. (C) Suitability of Atlantic Forest remnants for *C. denticulatus*. The suitability values vary between 0 (low suitability) and 1 (high suitability).

mainly in the Amazon biome and in a few areas in the Brazilian northeast within the AF domain (Fig. 2A). In turn, the models predicted a broader distribution of *C. carbonarius* with highly suitable areas in the eastern Amazon, the coastal zone of Caatinga, some areas of central Cerrado and in northern areas of the AF (Fig. 2A). The analysis of the suitability of AF forest fragments for tortoise reintroductions showed that fragments have high suitability for *C. denticulatus* only in the northern AF, while fragments have high suitability for *C. carbonarius* in the northern and central fragments (Fig. 2B and C).

Species consumed by tortoises

We found 95 plant taxa dispersed by *C. denticulatus* and *C. carbonarius* in three Brazilian biomes, namely the Atlantic Forest, the Amazon forest and the Cerrado (Table S1). The most frequently dispersed taxa recorded were small-seeded species (*Ficus* spp., *Genipa*

americana, *Brosimum lactescens*, *Jacaratia spinosa*, *Jacaratia digitate*) but also large seeded species (*Spondias dulcis*, *Mauritia flexuosa*, and *Syagrus oleracea*). Indeed, 28% of these species have large seeds (i.e. >12 mm wide) and could potentially face recruitment disruption due to the loss of large-bodied frugivores (Cardoso da Silva and Tabarelli, 2000), since their main dispersers are mammals, such as primates and/or large birds, which are likely absent in small fragments.

Both tortoise species can consume and disperse seeds up to 25 mm wide, though the mean size of ingested seeds is $8.53(\pm 6.62)$ mm. Based on plant species that occur in the AF biome and phylogenetic closeness with species known to be dispersed by tortoises in Amazon and Cerrado, we estimated that tortoises could potentially disperse 338 taxa in the AF (Table S1). Considering the recorded plant taxa and those potentially dispersed by both tortoises, 84 of the species potentially dispersed by tortoises in the AF are currently threatened with extinction due to habitat loss (Table S1).

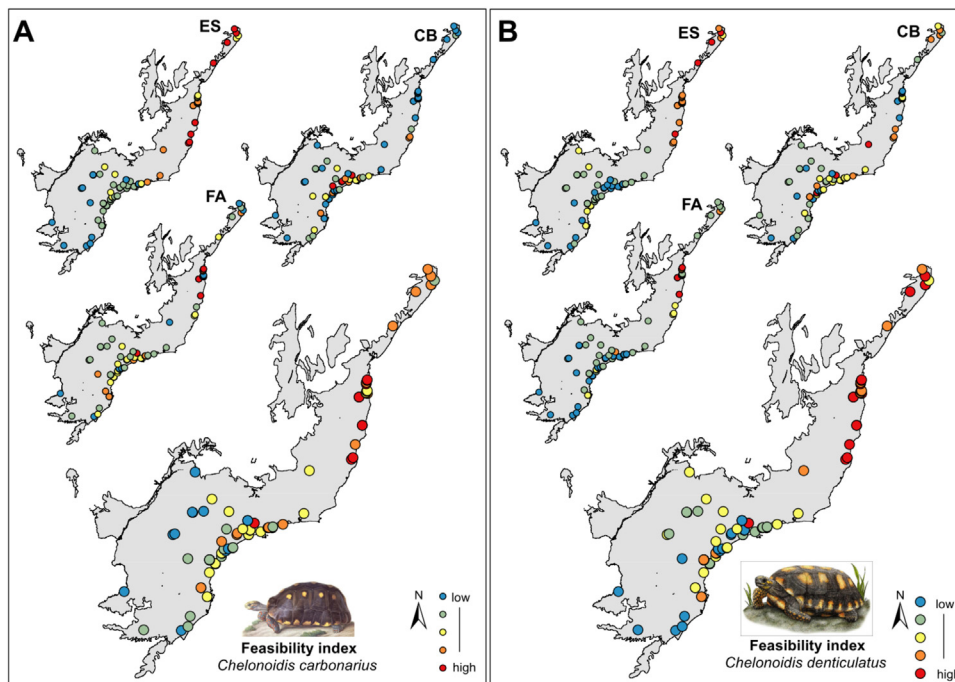


Fig. 3. Feasibility index for *C. carbonarius* (A) and *C. denticulatus* (B) in Atlantic Forest remnants. The feasibility index is based on environmental suitability (ES), food availability (FA) and conservation co-benefits for endangered species (CB) (see method for more details).

Selection of areas for tortoise rewilding

The most feasible areas for tortoise reintroduction are located in the north and central parts of the AF. However, feasible areas for *C. carbonarius* expand more to the south than potential areas for *C. denticulatus* which concentrated just in the north part (Fig. 3A). The geographical analysis of potential areas of *C. carbonarius* indicated that fragments in southern AF, such as in the Serra do Mar mountain range, can offer good food availability and a good trade-off for endangered species. However, these fragments have low environmental suitability for the species occurrence (Fig. 3A). Almost the same pattern remains for *C. denticulatus*, nevertheless the food availability for this species is mostly concentrated in the northern part limiting the expansion to southern areas (Fig. 3B).

The rewilding of *C. carbonarius* in the AF would have dispersal benefits for at least 113 plant taxa, of which 44 are endangered, while rewilding of *C. denticulatus* would benefit the dispersal of 57 taxa, of which 21 are endangered. Thus, we indicate 15 northern AF remnants as the best areas for tortoise rewilding (Fig. 4 – red/orange circle). In these fragments, we have the highest potential benefits of seed dispersal of many plants taxa including the co-benefits of seed dispersal of endangered taxa, mainly by *C. denticulatus* (Fig. 4). Our selection of these fragments for tortoise rewilding is reinforced by noting that they are among the most highly defaunated ones, according to the AF defaunation level map proposed by Jorge et al. (2013) (Fig. 4).

Discussion

One of the major challenges for conservation biologists is to revert the negative ecological processes caused by defaunation (Seddon et al., 2014; Galetti et al., 2017). Even if the poaching stops in tropical forests, many areas are already too small to maintain large-bodied vertebrates (Jorge et al., 2013; Benchimol and Peres, 2015). The introduction of ecological analogs, with giant tortoises among the foremost candidates for replacement, has been advocated as a method to revert the consequences of defaunation in

oceanic islands (Hansen et al., 2010; Griffiths et al., 2010). Here, we argue that *C. denticulatus* and *C. carbonarius* tortoises can also be used as ecological analogs of large seeded dispersers in highly defaunated forests that are not able to sustain viable population of large vertebrates.

The rewilding of both tortoises in the northern and central AF remnants would represent dispersal and conservation co-benefit for more than 100 tree species, primarily in the case of *C. carbonarius*. Some of those are large-seeded species that are eaten by few large-bodied vertebrates, such as tapir and large primates (Jerzolimski et al., 2009; Bello et al., 2017). These species include large canopy timber tree (e.g. Sapotaceae and Chrysobalanaceae) and dominant palms of the AF (e.g. *Euterpe edulis* and *Attalea* spp.). Many of these large-seeded species are known to sustain a large fraction of the standing above ground biomass (Ter Steege, 2013) and recent studies have suggested that the extinction of large frugivores may erode the carbon storing capacity in the AF (Bello et al., 2015). Since most of the AF patches are not able to sustain tapirs and Atiline monkeys (*Brachyteles* spp.) (Jorge et al., 2013), we could expect that many large seeded plant species will be facing a demographic bottleneck (Galetti et al., 2006; Bueno et al., 2013; Bufalo et al., 2016). Thus, tortoises can play an important role in vegetation dynamics, especially in fragmented and defaunated AF localities.

C. carbonarius and *C. denticulatus* are opportunistic feeders with between 28% and 38% of their diet represented by fruits (Guzmán and Stevenson, 2008; Jerzolimski et al., 2009; Wang et al., 2011). Jerzolimski et al. (2009) estimated that a population of *C. denticulatus* is able to disperse from 479,462 to 594,533 seeds/km²/year and high percentages of these seeds are considered viable (91–100%) because tortoises do not chew food as many mammals do, but tear off the fruit into pieces small enough to fit in their mouth and swallow, leaving a high percentage of intact seeds when defecating (Strong and Fragoso, 2006). In addition, both tortoises species can persist in a small home range (c. 0.5 ha) (Jerzolimski, 2003; Moskovits and Kiester, 1987) and can reach high densities, being registered from 5.1 individuals/km² (Peres et al., 2003) to 31.4 individuals/km² (Jerzolimski, 2003) for *C. denticulatus* in two different areas in the Amazon. Therefore, the high

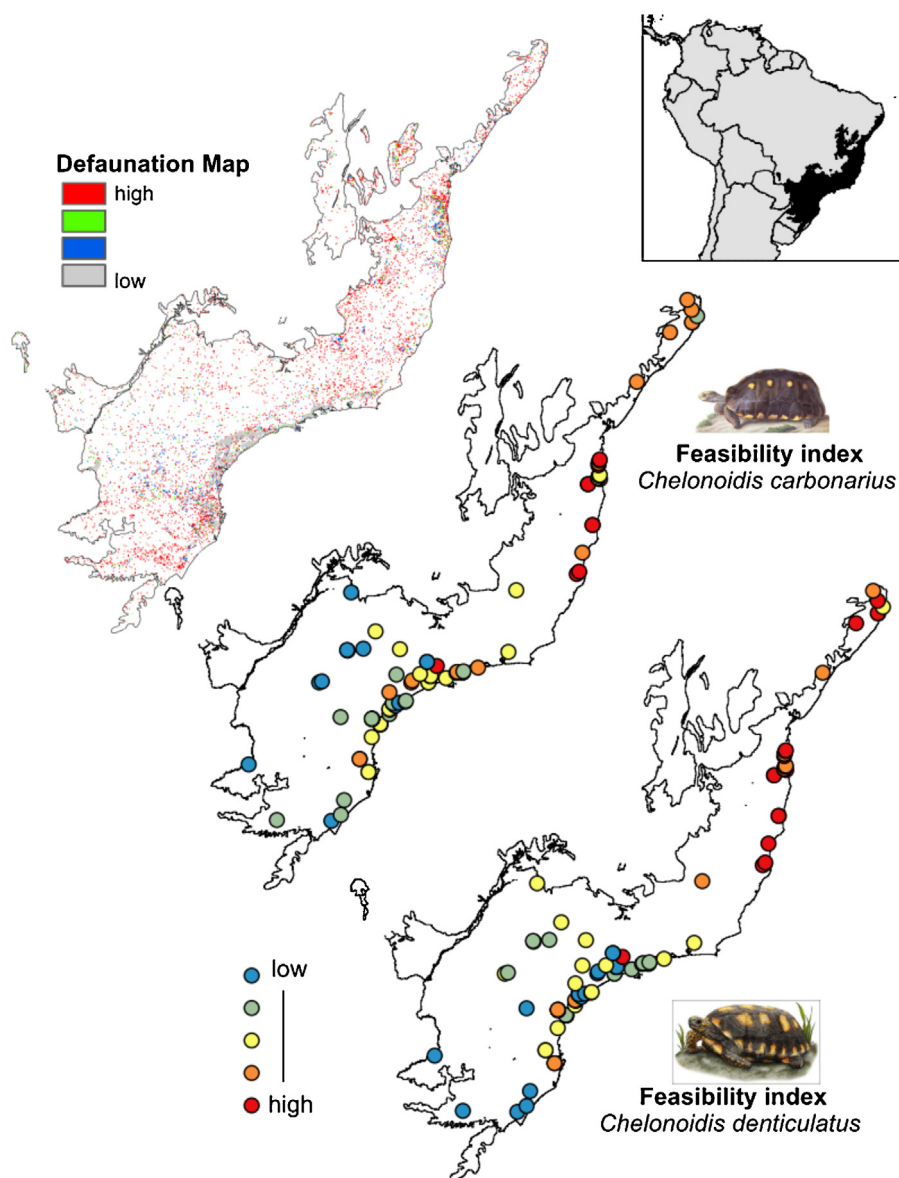


Fig. 4. Comparison between Brazilian Atlantic Forests defaunated areas pattern, derivate of surrogate mammals' richness proposed by Jorge et al. (2013) and the feasibility index of *Chelonoidis* species into the Atlantic Forest remnants.

proportion of viable seeds, combined with high population densities and seed loads in some fecal samples, suggest that tortoises are high-potential seed dispersers.

In addition to the contribution to the maintenance of the ecosystems functions, rewilding with tortoises can reinforce the conservation efforts for both species and for the endangered plant taxa that they disperse. Both species are currently threatened with extinction. *C. denticulatus* is classified as vulnerable according to the IUCN Red List (Tortoise and Freshwater Turtle Specialist Group, 1996) and *C. carbonarius*, even though not yet officially evaluated by the IUCN, is endangered and even extinct in several parts of its former geographic range (Walker, 1989). The human impact have contributed to the worldwide extinction of many tortoise species since the Quaternary (Rhodin et al., 2015). In the Brazilian Amazon, for instance, tortoises still figure among the species with the highest rates of consumption by human populations (Van Vliet et al., 2014; Peres, 2000). However, at the landscape scale, the rural consumption of tortoises in the Amazon could be considered a low-impact activity due to source-sink dynamics, while

the urban trade can lead to an unsustainable harvest (Morcatty and Valsecchi, 2015a). On the other hand, there is no current information on tortoise exploitation in the AF remnants, such as recorded for mammals, which are the most targeted group in this biome, especially for sport motivation (El Bizri et al., 2015). Even though turtles would be hunting targets in some areas, legal captive-bred individuals are already a plausible alternative to the wild-caught ones. Therefore, the main threat to tortoises is habitat loss due to the high rate of habitat conversion into pastureland and agriculture, and urbanization (Wang et al., 2011).

Here, we propose that tortoise rewilding is a potential strategy to restore dysfunctional ecological processes in defaunated patches of the northern Atlantic Forest. However, many questions remain about the practicalities of such conservation actions. For example, what could be the source of the reintroduced individuals? There are many zoos and conservation breeders that could provide individuals for tortoise rewilding in the Atlantic Forest, particularly those coming from seizures of illegal trade. Both species breed easily, can be monitored with low cost and have few predators in small

fragments (Emmons, 1989). However, the risk of tortoise capture by humans should be considered in rewilding projects, especially the capture aiming at supplying the pet market in Brazil. Thus, for a tortoise rewilding project to succeed, environmental education programs against the collection and hunting of reintroduced animals must be implemented in the selected Atlantic Forest fragments.

In addition, there are several preparations that need to take place before releasing specimens in the wild during rewilding projects. Reintroduction can be a useful tool to re-establish viable populations of a species within its indigenous range as long as a detailed assessment of ecological, social and economic risks is performed. Following the recommendations by the IUCN Species Survival Commission for rewilding, it would be important to make sure that the patch chosen for rewilding with tortoises was within the indigenous range of the target species, and to determine if there would already be a resident population in the receiving forest fragment. In addition, it is desirable to assess the genetic variation in the donor population(s) to guarantee that the founders of the rewilded populations have an adequate genetic pool that maximizes the likelihood of the permanence of the introduced population.

One of the main threats posed by translocations is the risk of introducing new pathogens or spreading diseases. Thus, it is necessary with a strong effort to reduce parasite loads in the potentially reintroduced individuals. Intrinsic characteristics of each species' natural populations must also be considered, such as the sex and age ratios, and the potential for detrimental ecological relationships between the reintroduced species and the already-present natural species, such as predation and competition.

To perform responsible and effective rewilding projects it is important to plan long-term programs that monitor the reproduction and mortality rates, health and the population genetics. Periodical monitoring of the reintroduced tortoise populations as well as key target plant species would enable us to evaluate the effectiveness of the translocation for the environment and detect possible negative effects.

Here we appointed the use of two tortoise species as rewilding species for small and defaunated fragments of northern AF. We based our target in the high suitability and food availability properties of these remnants and in the capacity of these species in dispersing many plant taxa, including high seeded and threatened taxa. We encourage further studies that use the same ENMs methods applied by us, and the use of tortoise as ecological substitute to maintain ecosystem services in highly defaunated sites.

Acknowledgments

We thank Maria Luisa Jorge for providing the defaunation map and Renato Lima for made available the TREECO database. We thank Matheus S. Lima-Ribeiro, Jean Paul Metzger and an anonymous reviewer for the manuscript review. TSS thanks to the CNPq for the postdoc fellowship (process number 150319/2017-7) and the Unimes for the logistic support. CB thanks FAPESP for the obtained grant (2013/22492-2). MG receives a fellowship from CNPq (300970/2015-3) and FAPESP (2014/01986-0).

Appendix A. Supplementary data

Supplementary data associated with this article can be found, in the online version, at [doi:10.1016/j.pecon.2017.08.005](https://doi.org/10.1016/j.pecon.2017.08.005).

References

Allouche, O., Tsoar, A., Kadmon, R., 2006. Assessing the accuracy of species distribution models: prevalence, kappa and the true skill statistic (TSS). *J. Appl. Ecol.* 43, 1223–1232.

- Araújo, M.B., New, M., 2007. Ensemble forecasting of species distributions. *Trends Ecol. Evol.* 22, 42–47.
- Barry, S., Elith, J., 2006. Error and uncertainty in habitat models. *J. Appl. Ecol.* 43, 413–423.
- Barve, N., Barve, V., Jiménez-Valverde, A., Lira-Noriega, A., Maher, S.P., Peterson, A.T., Soberón, J., Villalobos, F., 2011. The crucial role of the accessible area in ecological niche modeling and species distribution modeling. *Ecol. Model.* 222, 1810–1819.
- Bello, C., Galetti, M., Pizo, M.A., Magnago, L.F.S., Rocha, M.F., Lima, R.A.F., Peres, C.A., Ovaskainen, O., Jordano, P., 2015. Defaunation affects carbon storage in tropical forests. *Sci. Adv.* 1, e1501105.
- Bello, C., Galetti, M., Montan, D., Pizo, M.A., Mariguela, T.C., Culot, L., Bufalo, F., Labacca, F., Pedrosa, F., Constantini, R., 2017. ATLANTIC-FRUGIVORY: a plant–frugivore interaction dataset for the Atlantic Forest. *Ecology* 98, 1729.
- Benchimol, M., Peres, C.A., 2015. Widespread forest vertebrate extinctions induced by a mega hydroelectric dam in lowland Amazonia. *PLoS ONE* 10, e0129818.
- Bueno, R.S., Guevara, R., Ribeiro, M.C., Culot, L., Bufalo, F.S., Galetti, M., 2013. Functional redundancy and complementarities of seed dispersal by the last neotropical megafugivores. *PLoS ONE* 8, e56252.
- Bufalo, F.S., Galetti, M., Culot, L., 2016. Seed dispersal by primates and implications for the conservation of a biodiversity hotspot, the Atlantic Forest of South America. *Int. J. Primat.* 37, 333–349.
- Cardoso da Silva, J.M., Tabarelli, M., 2000. Tree species impoverishment and the future flora of the Atlantic forest of northeast Brazil. *Nature* 404, 72–74.
- Carpenter, G., Gillison, N.A., Winter, J., 1993. DOMAIN: a flexible modeling procedure for mapping potential distributions of animals and plants. *Biodiv. Conserv.* 2, 667–680.
- Cordeiro, N.J., Howe, H.F., 2003. Forest fragmentation severs mutualism between seed dispersers and an endemic African tree. *Proc. Natl. Acad. Sci. U.S.A.* 100, 14052–14056.
- de Lima, R.A.F., Mori, D.P., Pitta, G., Melito, M.O., Bello, C., Magnago, L.F., Zwiener, V.P., Saraiva, D.D., Marques, M.C.M., de Oliveira, A.A., Prado, P.I., 2015. How much do we know about the endangered Atlantic Forest? Reviewing nearly 70 years of information on tree community surveys. *Biodivers. Conserv.* 24, 2135–2148.
- Dean, W., 1996. *A ferro e fogo: a história e a devastação da Mata Atlântica brasileira*. Companhia das Letras, São Paulo.
- Diniz-Filho, J.A.F., Bini, M.L., Rangel, T.F., Loyola, R.D., Hof, C., Nogués-Bravo, D., Araújo, M., 2009. Partitioning and mapping uncertainties in ensembles of forecasts of species turnover under climate change. *Ecography* 32, 897–906.
- Dirzo, R., Young, H.S., Galetti, M., Ceballos, G., Isaac, N.J.B., Collen, B., 2014. Defaunation in the anthropocene. *Science* 345, 401–406.
- Donatti, C.I., Guimaraes, P.R.G., Galetti, M., Pizo, M.A., Marquitti, F.M.D., Dirzo, R., 2011. Analysis of a hyper-diverse seed dispersal network: modularity and underlying mechanisms. *Ecol. Lett.* 14, 773–781.
- El Bizri, H., Morcatty, T.Q., Lima, J., Valsecchi, J., 2015. The thrill of the chase: uncovering illegal sport hunting in Brazil through YouTube™ posts. *Ecol. Soc.* 20 (3).
- Emmons, L.H., 1989. Jaguar predation on chelonians. *J. Herpet.* 23, 311–314.
- Farah, F.T., Muylaert, R.L., Ribeiro, M.C., Ribeiro, J.W., Manguiera, J.R.S.A., Souza, V.C., Rodrigues, R.R., 2017. Integrating plant richness in forest patches can rescue overall biodiversity in human-modified landscapes. *Forest Ecol. Manag.* 395, 78–88.
- Farber, O., Kadmon, R., 2003. Assessment of alternative approaches for bioclimatic modeling with special emphasis on the Mahalanobis distance. *Ecol. Model.* 160, 115–130.
- Flora do Brasil, 2020 (in preparation). Jardim Botânico do Rio de Janeiro. Available on: <http://floradobrasil.jbrj.gov.br/>.
- Franklin, J., 2009. *Mapping Species Distributions: Spatial Inference and Predictions*. Cambridge University Press, Cambridge.
- Galetti, M., Donatti, C.I., Pires, A.S., Guimaraes, P.R., Jordano, P., 2006. Seed survival and dispersal of an endemic Atlantic forest palm: the combined effects of defaunation and forest fragmentation. *Bot. J. Linn. Soc.* 151, 141–149.
- Galetti, M., Guevara, R., Côrtes, M.C., Fadini, R., Von Matte, S., Leite, A.B., Labacca, F., Ribeiro, T., Carvalho, C.S., Collevatti, R.G., Pires, M.M., Guimarães Jr., P.R., Brancalion, P.H., Ribeiro, M.C., Jordano, P., 2013. Functional Extinction of birds drives rapid evolutionary changes in seed size. *Science* 340, 1086–1090.
- Galetti, M., Pires, A.S., Brancalion, P.H., Fernandez, F.A., 2017. Reversing defaunation by trophic rewilding in empty forests. *Biotropica* 49, 5–8.
- Gardner, T.A., Ribeiro-Junior, M.A., Barlow, J., Cristina, T., Avila-Pires, Hoogmoed, S.M.S., Peres, C.A., 2007. The value of primary, secondary, and plantation forests for a neotropical herpetofauna. *Conserv. Biol.* 21, 775–787.
- Griffiths, C.J., Jones, C.G., Hansen, D.M., Putton, M., Tatayah, R.V., Müller, C.B., Harris, S., 2010. The use of extant non-indigenous tortoises as a restoration tool to replace extinct ecosystem engineers. *Restor. Ecol.* 18, 1–7.
- Griffiths, C.J., Hansen, D.M., Jones, C.G., Zuel, N., Harris, S., 2011. Resurrecting extinct interactions with extant substitutes. *Curr. Biol.* 21, 762–765.
- Guzmán, A., Stevenson, P.R., 2008. Seed dispersal, habitat selection and movement patterns in the Amazonian tortoise, *Geochelone denticulata*. *Amphibia–Reptilia* 29, 463–472.
- Hansen, D.M., Kaiser, C.N., Müller, C.B., 2008. Seed dispersal and establishment of endangered plants on oceanic islands: the Janzen–Connell model, and the use of ecological analogues. *PLoS ONE* 3, 1–13.
- Hansen, D.M., Donlan, C.J., Griffiths, C.J., Campbell, K.J., 2010. Ecological history and latent conservation potential: large and giant tortoises as a model for taxon substitutions. *Ecography* 33, 272–284.

- Hijmans, R.J., Carmeron, S.E., Parra, J.L., Jones, P.G., Jarvis, A., 2005. Very high resolution interpolated climate surfaces for Global land areas. *Intern. J. Climat.* 25, 1965–1978.
- Hijmans, R.J., Phillips, S., Leathwick, J., Elith, J., 2015. *Dismo: Species Distribution Modeling*. Rpackage version 1.0-12.
- IUCN, 2014. The IUCN red list of threatened species. Available at: <http://www.iucnredlist.org/about/publication>.
- Jerozolinski, A., 2003. Dispersão de Sementes por Jabutis, *Geochelone denticulata* e *G. carbonaria*, na Amazônia Oriental. In: VI Congresso de ecologia do Brasil – Ecossistemas Brasileiros, Manejo e Conservação, 2003, Fortaleza. Anais do VI Congresso de ecologia do Brasil – Ecossistemas Brasileiros, Manejo e Conservação.
- Jerozolinski, A., Ribeiro, M.B.N., Martins, M., 2009. Are tortoises important seed dispersers in Amazonian forests? *Oecologia* 161, 517–528.
- Jorge, M.L.S.P., Galetti, M., Ribeiro, M.C., Ferraz, K.M.P.M.B., 2013. Mammal defaunation as surrogate of trophic cascades in a biodiversity hotspot. *Biol. Conserv.* 163, 49–57.
- Karatzoglou, A., Smola, A., Hornik, K., Zeileis, A., 2004. kernlab – an S4 package for kernel methods in R. *J. Stat. Soft.* 11, 1–20.
- Laurance, W.F., Laurance, S.G., Ferreira, L.V., RankinDeMerona, J.M., Gascon, C., Lovejoy, T.E., 1997. Biomass collapse in Amazonian forest fragments. *Science* 278, 1117–1118.
- Laurance, W.F., Goosem, M., Laurance, S.G.W., 2009. Impact of roads and linear clearings on tropical forests. *Trends Ecol. Evol.* 24, 659–669.
- Laurance, W.F., Sayer, J., Cassman, K.G., 2014. Agricultural expansion and its impacts on tropical nature. *Trends Ecol. Evol.* 29, 107–116.
- Liu, C., White, M., Newell, G., 2013. Selecting thresholds for the prediction of species occurrence with presence only data. *J. Biogeogr.* 40, 778–789.
- Liu, C., Newell, G., White, M., 2016. On the selection of thresholds for predicting species occurrence with presence-only data. *Ecol. Evol.* 6, 337–348.
- MMA, 2008. Instrução Normativa nº 6. Available at: http://www.mma.gov.br/estruturas/179/_arquivos/179_05122008033615.pdf.
- Morcatty, T.Q., El Bizri, H.R., Carneiro, H.C.S., Biasizzo, R.L., de Oliveira Almeri, C.R., da Silva, E.S., Rodrigues, F.H.G., Figueira, J.E.C., 2013. Habitat loss and mammalian extinction patterns: are the reserves in the Quadrilátero Ferrífero, southeastern Brazil, effective in conserving mammals? *Ecol. Res.* 28 (6), 935–947.
- Morcatty, T.Q., Valsecchi, J., 2015a. Social, biological, and environmental drivers of the hunting and trade of the endangered yellow-footed tortoise in the Amazon. *Ecol. Soc.* 20, 1–10.
- Morcatty, T.Q., Valsecchi, J., 2015b. Confirming the occurrence of the endangered yellow-footed tortoise in flooded forests of the Amazon. *Oryx* 49, 577–578.
- Moskovits, D.K., Bjorndal, K.A., 1990. Diet and food preferences of the tortoises *Geochelone carbonaria* and *G. denticulata* in Northwestern Brazil. *Herpetologica* 46, 207–218.
- Moskovits, D.K., Kiester, A.R., 1987. Activity levels and ranging behaviour of the two Amazonian tortoises, *Geochelone carbonaria* and *Geochelone denticulata*, in north-western Brazil. *Funct. Ecol.* 1, 203–214.
- Myers, N., Mittermeier, R.A., Mittermeier, C.G., da Fonseca, G.A., Kent, J., 2000. Biodiversity hotspots for conservation priorities. *Nature* 403, 853–858.
- Nix, H., 1986. A biogeographic analysis of Australian Elapid snakes. In: Longmore, R. (Ed.), *Snakes: Atlas of Elapid Snakes of Australia*. Bureau of Flora and Fauna, Canberra, pp. 4–10.
- Peres, C.A., 2000. Effects of subsistence hunting on vertebrate community structure in Amazonian forests. *Conserv. Biol.* 14, 240–253.
- Peres, C.A., Barlow, J., Haugaasen, T., 2003. Vertebrate responses to surface wildfires in a central Amazonian forest. *Oryx* 37, 97–109.
- Peres, C.A., Nascimento, H.S., 2006. Impact of game hunting by the Kayapo of south-eastern Amazonia: implications for wildlife conservation in tropical forest indigenous reserves. *Biodiver. Conserv.* 15, 2627–2653.
- Peterson, A.T., Soberón, J., Pearson, R.G., Anderson, R.P., Martínez-Meyer, E., Nakamura, M., Araujo, M.B., 2011. *Ecological Niches and Geographic Distributions*. Princeton University Press, Princeton.
- Phillips, S.J., Dudik, M., 2008. Modeling of species distributions with Maxent: new extensions and a comprehensive evaluation. *Ecography* 31, 161–175.
- Rhodin, A., Thomson, S., Georgalis, G., Karl, H.-V., Danilov, I., Takahashi, A., de la Fuente, M., Bourque, J., Delfino, M., Bour, R., Iverson, J., Shaffer, B., van Dijk, P.P., 2015. Turtles and Tortoises of the World During The Rise and Global Spread Of Humanity: First Checklist and Review of Extinct Pleistocene and Holocene Chelonians., pp. 5.
- Ribeiro, M.C., Metzger, J.P., Martensen, A.C., Ponzoni, F.J., Hirota, M.M., 2009. The Brazilian Atlantic Forest: how much is left, and how is the remaining forest distributed? Implications for conservation. *Biol. Conserv.* 142, 1141–1153.
- Scarano, F.R., Ceotto, P., 2015. Brazilian Atlantic Forest: impact, vulnerability and adaptation to climate change. *Biodivers. Conserv.* 24, 2319–2331.
- Seddou, P.J., Griffiths, C.J., Soorae, P.S., Armstrong, D.P., 2014. Reversing defaunation: Restoring species in a changing world. *Science* 345, 406–412.
- Sobral-Souza, T., Francini, R.B., Lima-Ribeiro, M.S., 2015. Species extinction risk might increase out of reserves: allowances for conservation of threatened butterfly *Actinote quadra* (Lepidoptera: Nymphalidae) under global warming. *Nat. Conserv.* 13, 159–165.
- Strong, J.N., Fragoso, J.M.V., 2006. Seed dispersal by *Geochelone carbonaria* and *Geochelone denticulata* in Northwestern Brazil. *Biotropica* 38, 683–686.
- Svenning, J.C., Pedersen, P.B., Donlan, C.J., Ejrnaes, R., Faurby, S., Galetti, M., Hansen, D.M., Sandel, B., Sandom, C.J., Terborgh, J.W., Vera, F.W., 2016. Science for a wilder Anthropocene: synthesis and future directions for trophic rewilding research. *Proc. Natl. Acad. Sci. U.S.A.* 113, 898–906.
- Tabarelli, M., Pinto, L.P., Silva, J.M.C., Hirota, M., Bede, L., 2005. Challenges and opportunities for Biodiversity conservation in the Brazilian Atlantic forest. *Conserv. Biol.* 19, 695–700.
- Tax, D.M.J., Duin, R.P.W., 2004. Support vector data description. *Mach. Learn.* 54, 45–66.
- Ter Steege, H., 2013. Hyperdominance in the Amazonian tree flora. *Science* 342, 325.
- Tortoise and Freshwater Turtle Specialist Group, 1996. *Chelonoidis denticulata*. The IUCN Red list of threatened species 1996, <http://www.iucnredlist.org/details/9008/0> (Accessed in 05.05.17).
- Turner, I.M., 1996. Species loss in fragments of tropical rain forest: a review of the evidence. *J. Appl. Ecol.* 33, 200–209.
- Van Vliet, N., Quiceno-Mesa, M.P., Cruz-Antia, D., Aquino, L.J.N., Moreno, J., Nasi, R., 2014. The uncovered volumes of bushmeat commercialized in the Amazonian trifrontier between Colombia, Peru & Brazil. *Ethnobiol. Conserv.* 3, 1–7.
- Visconti, P., Pressey, R.L., Giorgini, D., Maiorano, L., Bakkenes, M., Boitani, L., Alkemade, R., Falcucci, A., Chiozza, F., Rondinini, C., 2011. Future hotspots of terrestrial mammal loss. *Philos. Trans. R. Soc. B* 366, 2693–2702.
- Walker, P., 1989. *Geochelone carbonaria*, red footed-tortoise. In: Swingland, I.R., Klemens, M.W. (Eds.), *The Conservation Biology of Tortoises*. Occasional Papers of the IUCN Species Survival Commission nº 5. Gland, Switzerland, pp. 22–23.
- Wang, E., Donatti, C.I., Ferreira, V.L., Raizer, J., Himmelstein, J., 2011. Food habits and notes on the biology of *Chelonoidis carbonaria* (Spix 1824) (Testudinidae, Chelonia) in the southern Pantanal, Brazil. *S. Am. J. Herpetol.* 6, 11–19.